

NAME:
CLASS:

Five parts to this doc:

A character generation

B uploading sketches of 5 **different** characters using the cartoon bodies in GC or figure generator linked here: <https://figuroosity.com/quick-poses> (or other ones you find online)

C Two shading poses of your character

D Four drawings showing shading and blending on a sphere, cylinder, cube, pyramid or cone (or any object that is similar to these and has form (3D shape for you to draw)

E Four drawings showing your mark making with your objects at home

- A. First, choose an element from the periodic table in GC. Your character MUST be directly related to this element in all the questions below.** Use the following questions to help you design your character. You need 5 different characters when you're brainstorming. Write your answers below each question.

PERIODIC TABLE ELEMENT CHOSEN: Antimony

Look it up online if you don't really know what it is about.

1. What special powers does your character have (flying, swimming at fast speeds etc.)?
He blows stuff up when he gets mad.

2. Where does your character live?
In a quiet suburban town, commutes to the city for work

3. What are the main personality traits of your character?
Quiet, introverted, big mood swings (explosion)


4. Does your character have animal/alien/plant characteristics?
no

5. What are some visual elements (costume, objects held in hands/flippers/tentacles etc.)?
How many heads/hands/feet does yours have?
Costume of dark cape and spiky hair

6. Is your character tiny as an ant or large as a planet? Determine size and scale in comparison to things around it.
Normal person size, above-average build for adult male


7. How does the above relate to your periodic table element...Connect the dots here!
It is boring when it is not explosive

B. UPLOAD YOUR IMAGES HERE FOR THE 5 BRAINSTORMING SKETCHES (A DIFF. CHARACTER FOR EACH):



- 1
- 2
- 3
- 4
- 5


C. UPLOAD IMAGES HERE FOR YOUR 2 DIFF. POSES OF YOUR CHARACTER SHOWING SHADING, BLENDING & MARK MAKING OF YOUR CHOICE:



1

2

D. Two drawings showing shading go here:



E. UPLOAD IMAGES FOR YOUR MARK MAKING EXAMPLES

